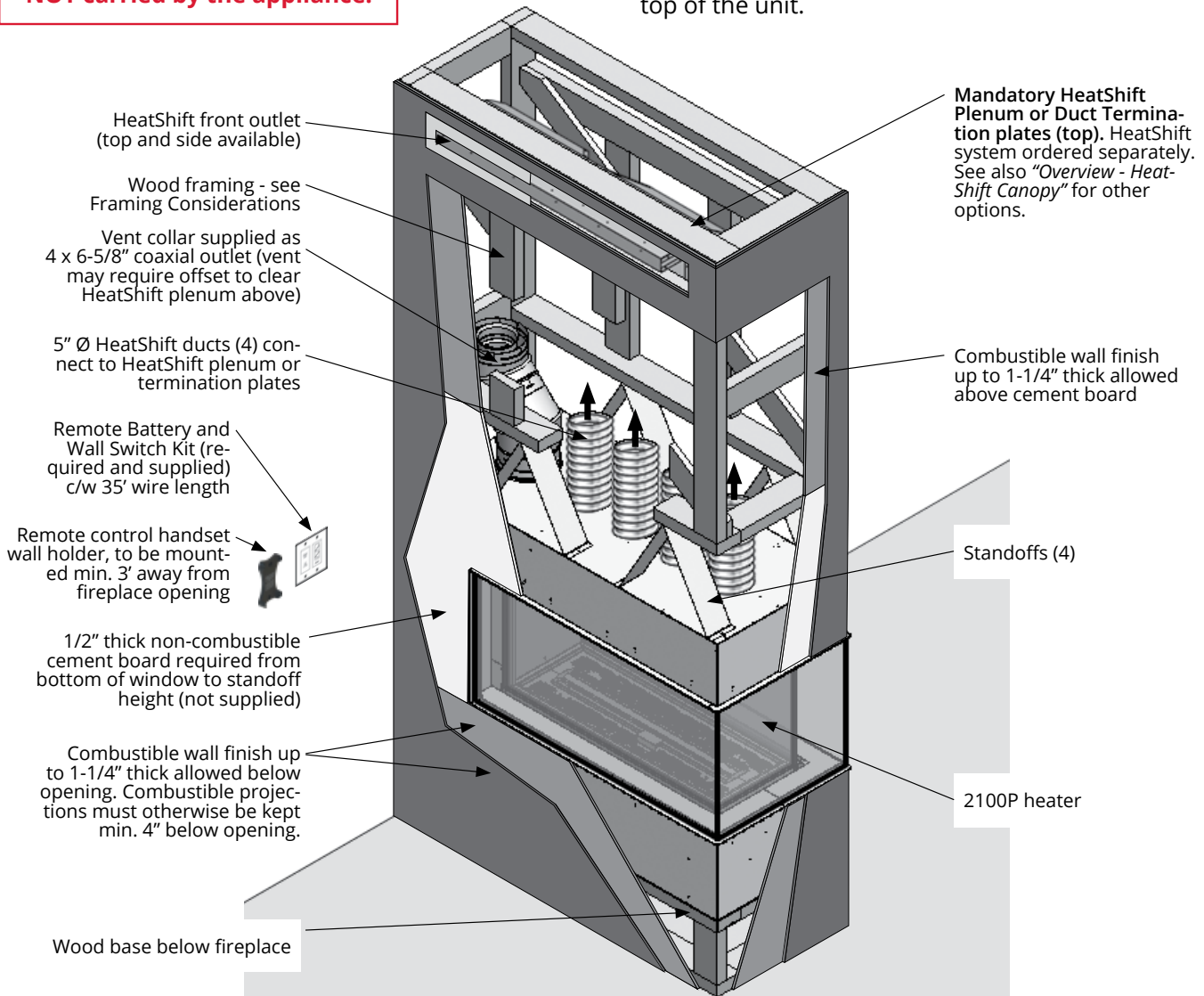


Overview - Wood Framing

WARNING

Ensure weight of wall above is NOT carried by the appliance.

Installers can implement an all-wood framing installation for full height installations. Included standoffs on top of the unit give minimum clearance for combustible framing materials from the top of the unit.



WARNING

HOT WALL SURFACES! The walls directly above the fireplace are constructed of non-combustible materials and, although safe, may reach temperatures in excess of 200°F (93°C) depending on choice of materials. Do not touch. Finish the walls using materials suitable for these temperatures.

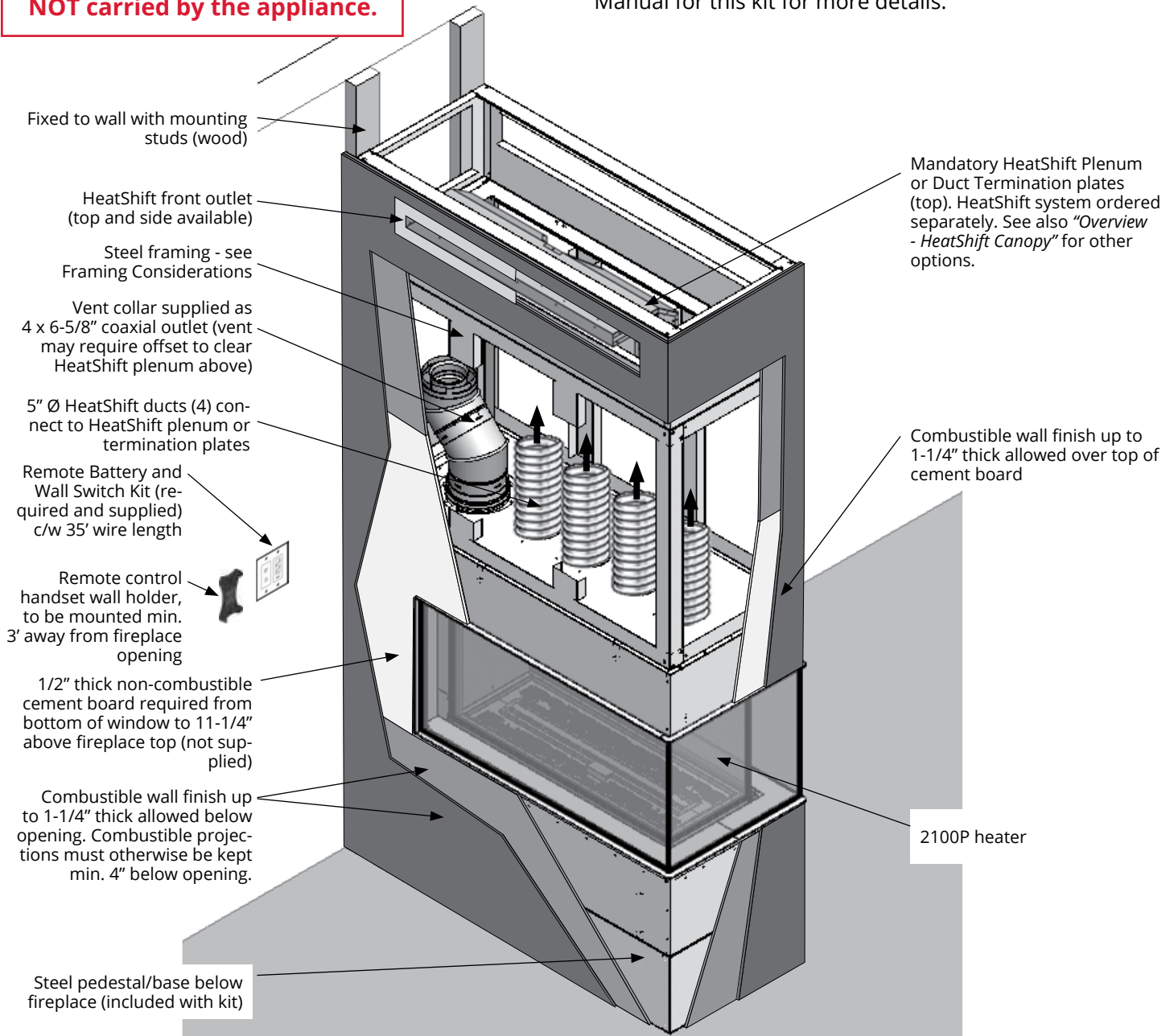
WARNING

Some materials or items, although safe, may discolor, shrink, warp, crack, peel, and so on because of the heat produced by the fireplace. Avoid placing candles, paintings, photos, and other items sensitive to heat around the fireplace.

WARNING

Ensure weight of wall above is NOT carried by the appliance.

The easiest way to frame a ceiling height installation, the Steel Framing Kit (2100SFK) allows installers to quickly and easily install a complete framing option purpose-built and size for the 2100P. Refer to the Installation Manual for this kit for more details.



WARNING

HOT WALL SURFACES! The walls directly above the fireplace are constructed of non-combustible materials and, although safe, may reach temperatures in excess of 200°F (93°C) depending on choice of materials. Do not touch. Finish the walls using materials suitable for these temperatures.

WARNING

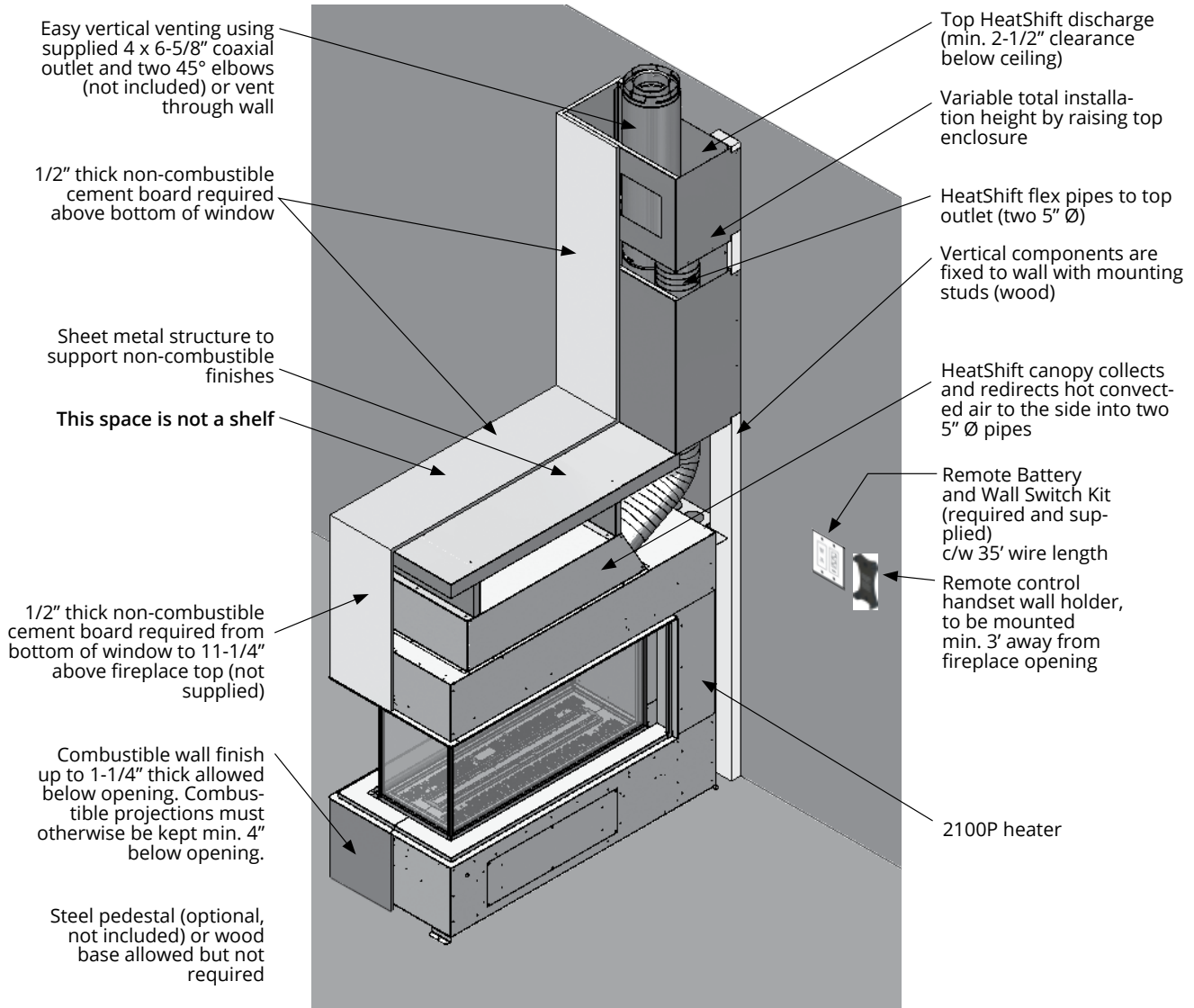
Some materials or items, although safe, may discolor, shrink, warp, crack, peel, and so on because of the heat produced by the fireplace. Avoid placing candles, paintings, photos, and other items sensitive to heat around the fireplace.

Overview - HeatShift Canopy

⚠ WARNING

Ensure weight of wall above is NOT carried by the appliance.

For installations that do not extend vertically all the way to the ceiling, the HeatShift Canopy kit (2100HSC) allows the installer to install the fireplace and offset the HeatShift system to the side, maintaining visual space above the fireplace. Refer to the Installation Manual for this kit for more details.



⚠ WARNING

HOT WALL SURFACES! The walls directly above the fireplace are constructed of non-combustible materials and, although safe, may reach temperatures in excess of 200°F (93°C) depending on choice of materials. Do not touch. Finish the walls using materials suitable for these temperatures.

⚠ WARNING

Some materials or items, although safe, may discolor, shrink, warp, crack, peel, and so on because of the heat produced by the fireplace. Avoid placing candles, paintings, photos, and other items sensitive to heat around the fireplace.